

265XP PRECISION SERIES SELF-CONTAINED COMPACTOR



Introducing the first ever Precision Series self-contained compactor that's designed and engineered for performance



GUARDIAN CONTROL SYSTEM

- » Automatic maintenance tracking
- » Superior 24 volt controls and NEMA 4 rated enclosure

LARGEST ACCESS OPENING FOR MAINTENANCE / SERVICE

- » Easy to inspect and access cylinders and hoses

PRECISION GUIDED RAM

- » Glides smoothly above floor on UHMW guides
- » Ram penetrates 7" into container to minimize spring-back

LONGEST STANDARD WARRANTY

- » 5-year structural warranty

Patent Pending

IDEAL FOR:

Supermarkets



Malls



Hospitals



Restaurants



Office Buildings



Retail Establishments



Toter®

★Ibreath®

PIONEER®

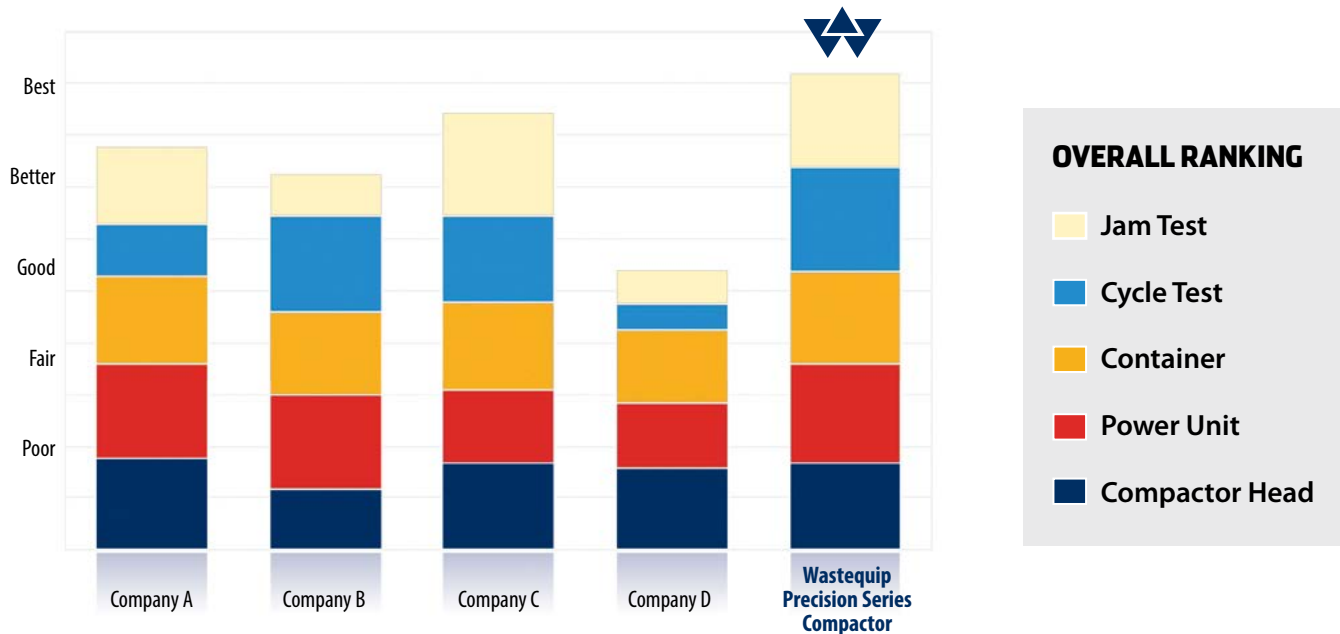
MOUNTAIN TARP®

Accurate®

CUSCO®

PARTS PLACE

BEST-IN-CLASS BENCHMARK TESTING



TESTING CRITERIA

COMPACTOR HEAD

Ram base, face, floor plate, ram travel, and sidewall

POWER UNIT

Oil reservoir, pressure switch or transducer, directional valve, pump size and PLC

CONTAINER

Capacity, door sheet, side wall, door seal, hinge system and shipping height

JAM TEST

Flex/twist, ram rack and damage

CYCLE TEST

Operation, wear and reliability

FEATURING OUR GUARDIAN CONTROL SYSTEM

Value-Added Standard Features	Wastequip Guardian Control System	Competitor A	Competitor B
Power unit runs any brand compactor	✓		
Automatically alerts when maintenance is due	✓		
NEMA 4 rated control panel	✓		
Low temperature oil	✓		
Pack-out override	✓		
Watch Dog timer	✓	✓	
24 volt controls	✓		✓
Programmable logic controller	✓	✓	✓
Multi-cycle timer	✓	✓	✓
Full light	✓	✓	



PRECISION GUIDED RAM



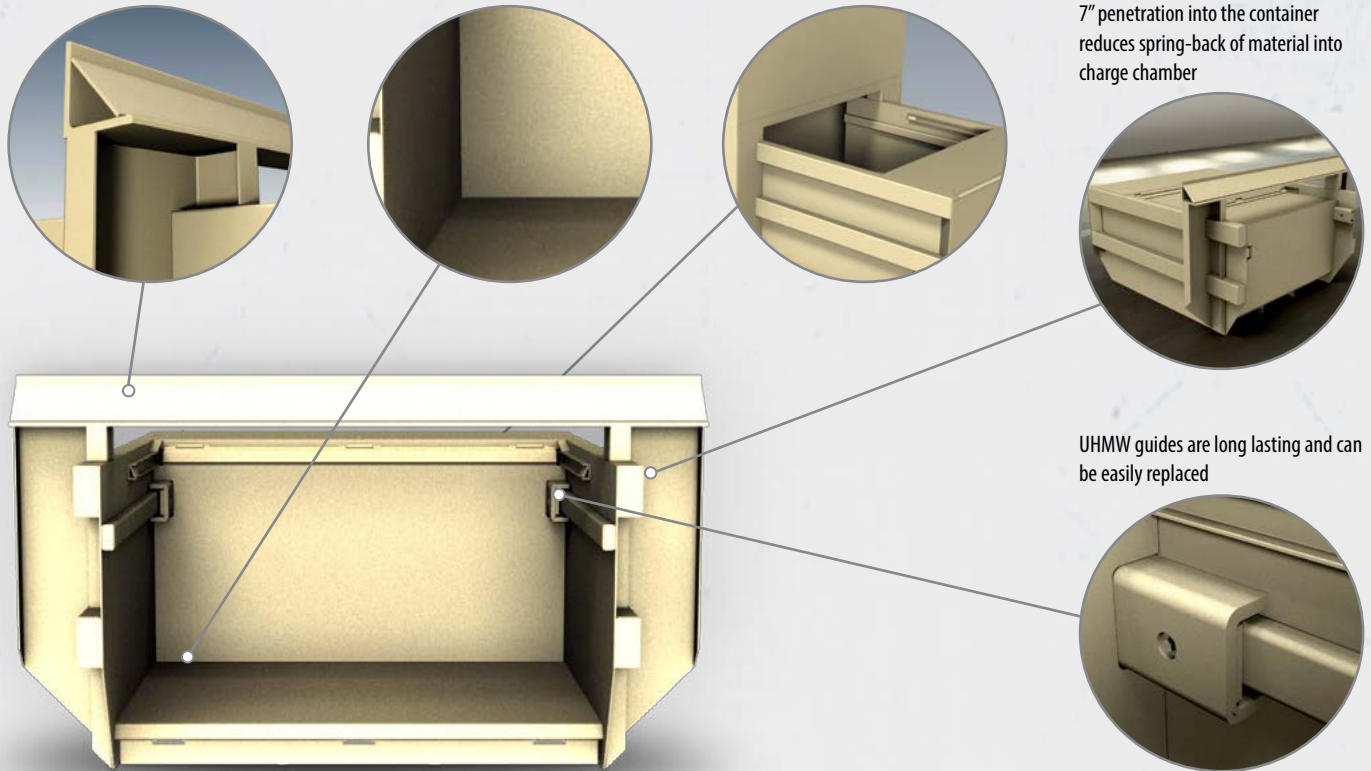
Breaker bar is engineered for increased strength and is designed for additional structural support.

Ram is suspended above chamber floor and glides on near frictionless UHMW guides.

Large 40" X 60" clear top opening is WASTEC rated at 1.48 cubic yards

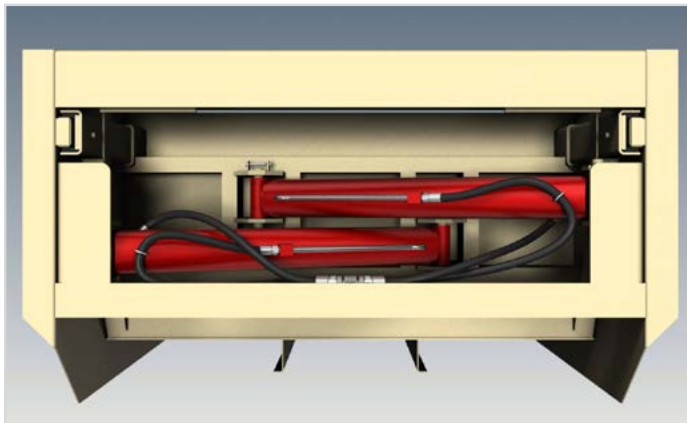
7" penetration into the container reduces spring-back of material into charge chamber

UHMW guides are long lasting and can be easily replaced



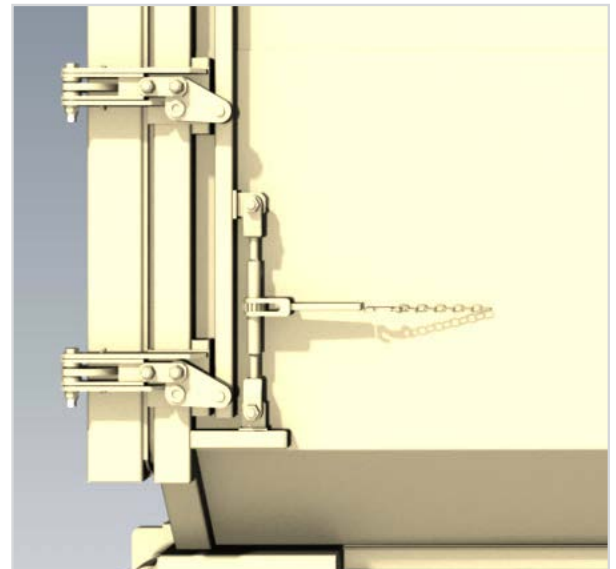
LARGEST MAINTENANCE ACCESS IN THE INDUSTRY

- ▶ Large 49" X 18" access opening
- ▶ Hydraulic hoses are easy to inspect /replace
- ▶ Clean out area designed to drain excessive liquid
- ▶ Up to 33% less time to change cylinders



ADJUSTABLE SLIDING HINGE

- ▶ Adjustable sliding hinge draws door in evenly
- ▶ Heavy-duty design and full door seal



SELF-CONTAINED COMPACTORS

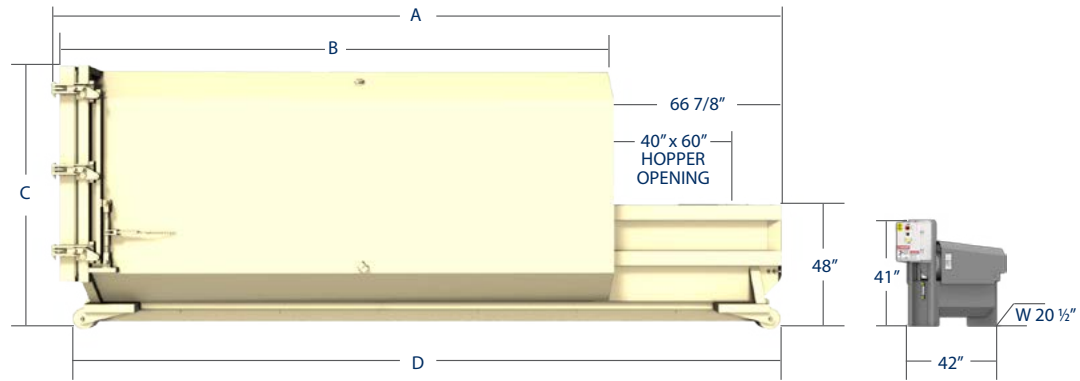
FEATURES

STANDARD

- Precision guided ram system
- Guardian Control System
- Automatic Maintenance Scheduler (AMS)
- NEMA 4 enclosure
- Controls in panel face
- 5-year structural warranty
- 33-second cycle time
- Full container light
- Low temperature oil
- Multi-cycle timer
- Operational and service manual
- Primed and painted in several colors

OPTIONS

- Advance warning light
- Pressure gauge - color coded
- Controls on remote pendant in lieu of mounting in panel face
- Guide rails with stops
- Oil heater
- Photo electric eye
- Odor control system
- Container lifter
- HT (Hinged Tailgate) models



Compactor Models	265XP model (cu. yds.)	Overall length (A) (in.)	Container length (B) (in.)	Overall height (C) (in.)	Floor length (D) (in.)*	Width (in.)	Weight (lbs.)
	20	188	121-1/8	100	187	102	8,500
	25	218	148-1/8		217		8,850
	30	248	178-1/8		246		9,450
	35	278	208-1/8		277		10,000
	38	299	229-1/8		298		10,500

* Bullnose to bullnose



Replacement parts available online at www.partsplace-inc.com



SPECIFICATIONS

Charge Box

- Wastequip rating - 2.00 cubic yards
- Wastec rating - 1.48 cubic yards
- Clear top opening - 40" Length x 60" Width

Ram

- 1/4" steel construction with engineered structural reinforcements and precision guided ram system

Compactor Head

- Floor - 3/8" with two 5" channel supports
- Sides - 3/16" side plates with 6" x 3" formed steel stiffener
- Top rail - 6" x 3" formed steel stiffener
- Breaker bar - 6" x 6" x 1/2" angle steel
- Sump - 12" height

Electrical

- Electric motor - 10 hp TEFC (Totally Enclosed Fan Cooled)
- Voltage - 208/230/460, 3 phase, 60 HZ (optional 575V)
- Power box - NEMA 4 rated, UL listed
- Automated cycle operation - turn key switch-ram extends, retracts and stops automatically

Hydraulic Specifications

- Pump - 11.7 gpm
- Ram penetration - 7"
- Cycle time - 33 seconds
- Hydraulic cylinder - (2), cylinder bore - 4"
- Cylinder rod - 2.5"
- Hydraulic oil tank - 20 gallon reservoir
- Power unit location - remote

Hydraulic Performance

- Ram face pressure**
 - Normal - 39,800 lbs
 - Maximum - 49,500 lbs
- Ram psi**
 - Normal - 25.00 psi
 - Maximum - 31.73 psi
- Operating pressure**
 - Normal - 1,850 psi
 - Maximum - 2,300 psi

Container

- 7 gauge floor with 3" channel crossmember
- 6" x 2" x 1/4" tube rails, 36-1/2" I.D. between rails
- Solid steel bullnose and hook at both ends
- 4" diameter rollers, 4-1/2" long
- Length, Width and Height - see chart above

Standard Color Choices*



* Colors shown are as accurate as printing allows. The actual color is subject to variation from the printed color sample. Color choices vary by plant location. Please contact your local sales representative for available colors. Custom colors are available upon request and are subject to an additional charge.



Tel: 877.468.9278 | www.wastequip.com

WQP081-062014

WASTEQUIP AUTHORIZED DEALER